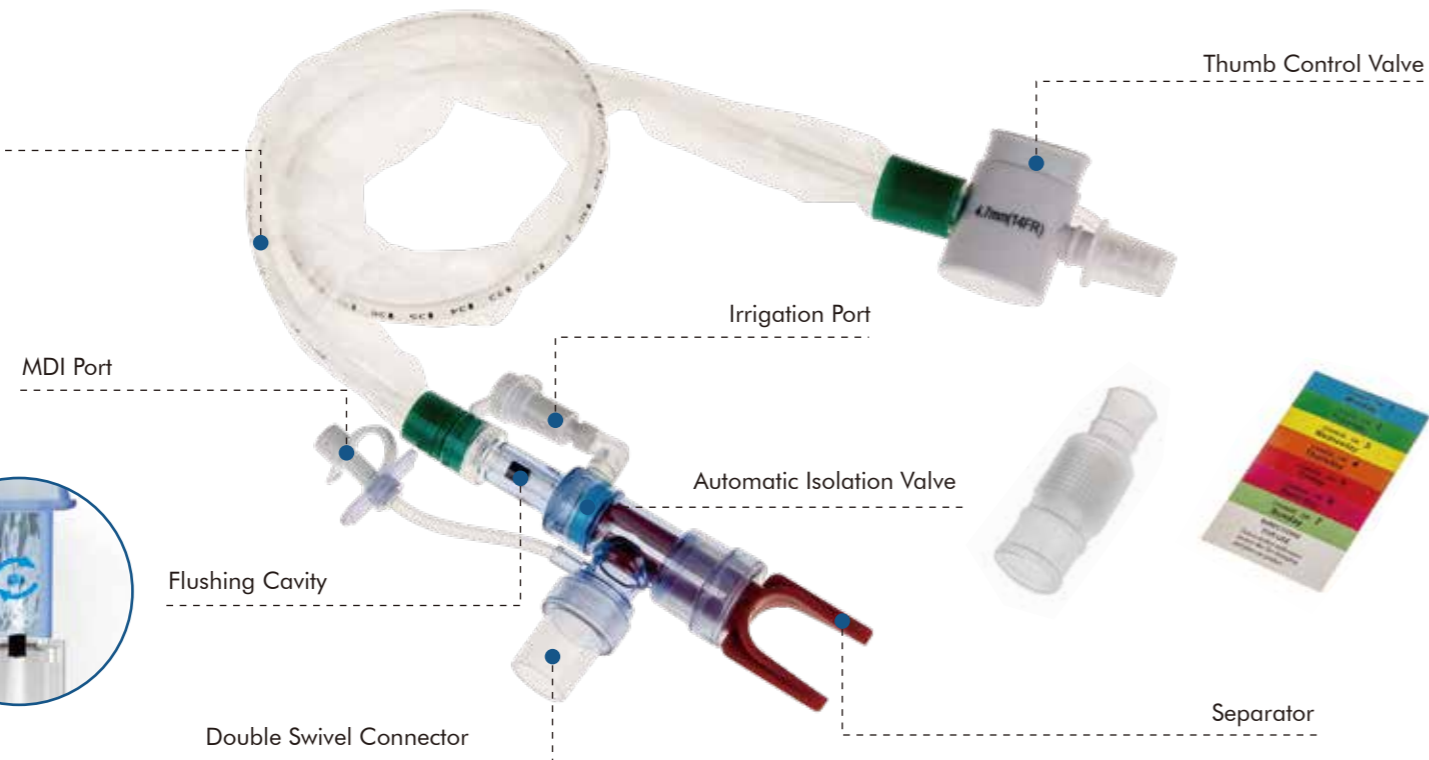


Closed Suction Catheter Automatic Flushing 72H

— Double Swivel Elbow



Soft Blue Suction Tip from MCrete Technique Reduce Trauma While Suctioning



- Automatic Flushing Closed Suction Catheter is the catheter that retracts within an isolated turbulent cleaning chamber. This reduced colonization may help reduce the risk of VAE and VAP in your ventilated patients.
- Turbulent cleaning chamber creates cleansing action, resulting in a cleaner catheter.
- Hinged valve isolates catheter tip and helps prevent inadvertent lavage.
- Unique blue soft tip design reduces damage to the patients.

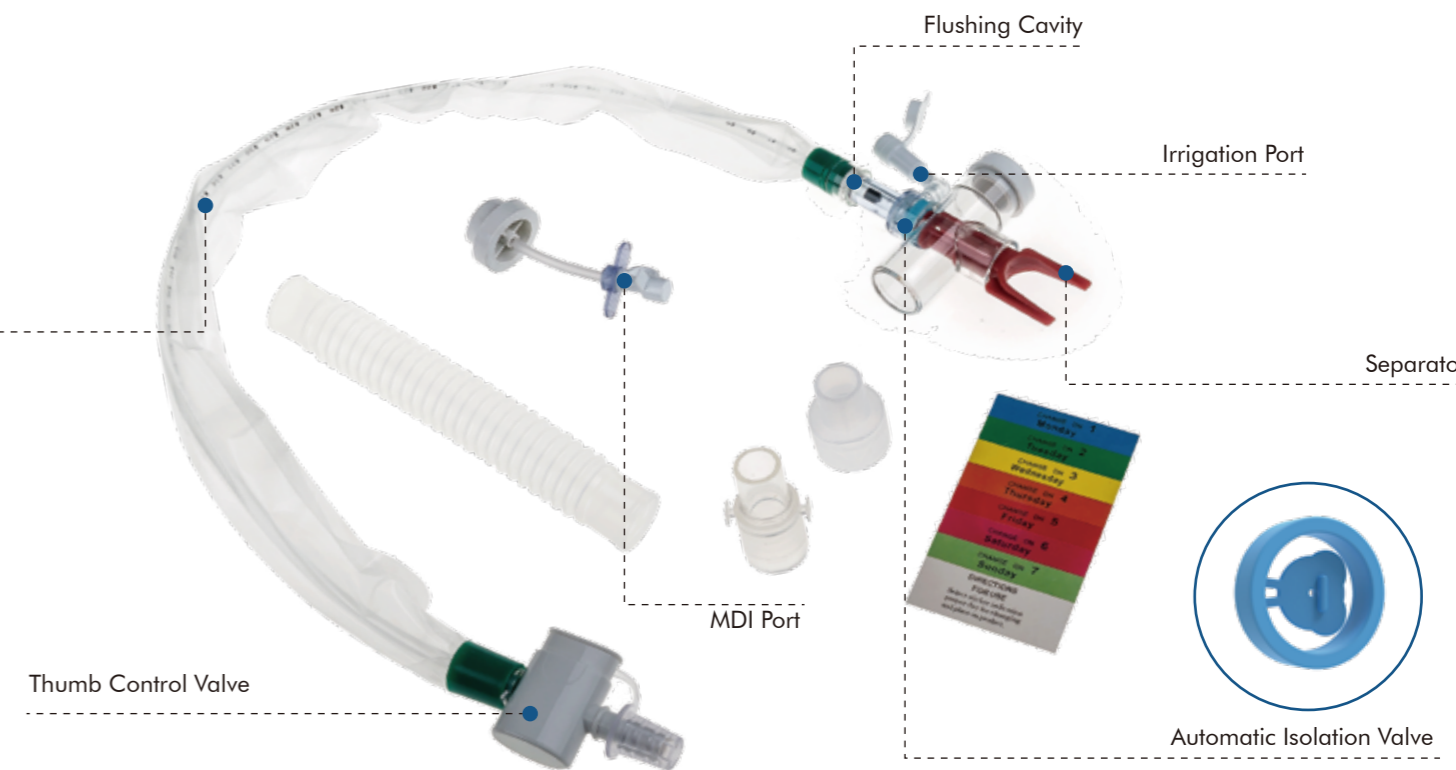
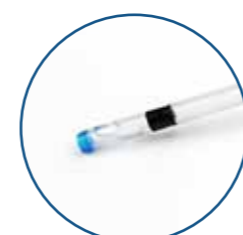
Product Code	Size	Colour Code	Tube OD (mm)	Length of Tube (mm)
MC-07210	Adult/72H/Endotracheal	Black	10Fr (3.35mm)	600mm
MC-07211	Adult/72H/Endotracheal	White	12Fr (4.05mm)	600mm
MC-07212	Adult/72H/Endotracheal	Green	14Fr (4.75mm)	600mm
MC-07213	Adult/72H/Endotracheal	Orange	16Fr(5.45mm)	600mm
MC-07200	Adult/72H/Tracheostomy	Black	10Fr (3.35mm)	300mm
MC-07201	Adult/72H/Tracheostomy	White	12Fr (4.05mm)	300mm
MC-07202	Adult/72H/Tracheostomy	Green	14Fr (4.75mm)	300mm
MC-07203	Adult/72H/Tracheostomy	Orange	16Fr(5.45mm)	300mm



Closed Suction Catheter Automatic Flushing 72H

— T-Piece

Soft Blue Suction Tip from MCrete Technique Reduce Trauma While Suctioning

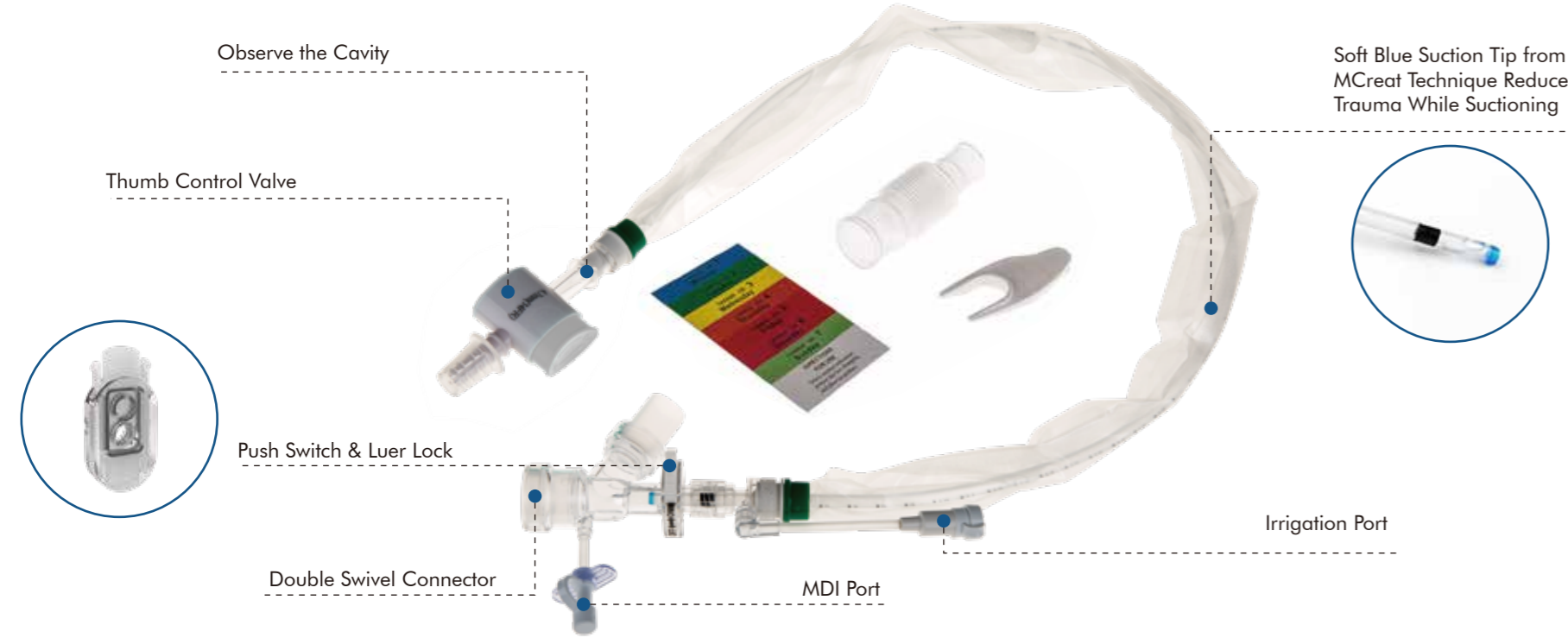


Product Code	Size	Colour Code	Tube OD (mm)	Length of Tube (mm)
MC-07230	T-Piece Adult /72H/Endotracheal	Black	10Fr (3.35mm)	600mm
MC-07231	T-Piece Adult /72H/Endotracheal	White	12Fr (4.05mm)	600mm
MC-07232	T-Piece Adult /72H/Endotracheal	Green	14Fr (4.75mm)	600mm
MC-07233	T-Piece Adult /72H/Endotracheal	Orange	16Fr(5.45mm)	600mm
MC-07220	T-Piece Adult /72H/Tracheostomy	Black	10Fr (3.35mm)	300mm
MC-07221	T-Piece Adult /72H/Tracheostomy	White	12Fr (4.05mm)	300mm
MC-07222	T-Piece Adult /72H/Tracheostomy	Green	14Fr (4.75mm)	300mm
MC-07223	T-Piece Adult /72H/Tracheostomy	Orange	16Fr(5.45mm)	300mm

- Automatic Flushing Closed Suction Catheter is the catheter that retracts within an isolated turbulent cleaning chamber. This reduced colonization may help reduce the risk of VAE and VAP in your ventilated patients.
- Turbulent cleaning chamber creates cleansing action, resulting in a cleaner catheter.
- Hinged valve isolates catheter tip and helps prevent inadvertent lavage.
- Unique blue soft tip design reduces damage to the patients

Closed Suction Catheter Single Lumen 72H

— Double Swivel Elbow & Push Switch



Product Code	Size	Colour Code	Tube OD (mm)	Length of Tube (mm)
MC-07240	Adult/72H/Tracheostomy	Black	10Fr (3.35mm)	300mm
MC-07241	Adult/72H/Tracheostomy	White	12Fr (4.05mm)	300mm
MC-07242	Adult/72H/Tracheostomy	Green	14Fr (4.75mm)	300mm
MC-07243	Adult/72H/Tracheostomy	Orange	16Fr(5.45mm)	300mm
MC-07250	Adult/72H/Endotracheal	Black	10Fr (3.35mm)	600mm
MC-07251	Adult/72H/Endotracheal	White	12Fr (4.05mm)	600mm
MC-07252	Adult/72H/Endotracheal	Green	14Fr (4.75mm)	600mm
MC-07253	Adult/72H/Endotracheal	Orange	16Fr(5.45mm)	600mm

- The smart design of the Closed Suction Catheters allows the patients' breath-mechanical ventilation and suctioning simultaneously.
- Push switch and Luer lock. This design can keep breathing and isolate the turbulent cleaning chamber, and prevent spray back, which reduces the risk of VAP (ventilator-associated pneumonia) for ventilated patients.
- Prevent cross infection. The closed suction catheter are designed with protective sleeve to isolate the germs inside the patients and help caregivers avoid cross infection.
- The design of push switch and Luer lock can reduce the risk of VAP for ventilated patients.
- Available for tracheostomy tubes. The suction catheters match tracheostomy tubes, of which different lengths are available. The catheters are marked with accurate depth to understand the proper catheter insertion in the trachea.



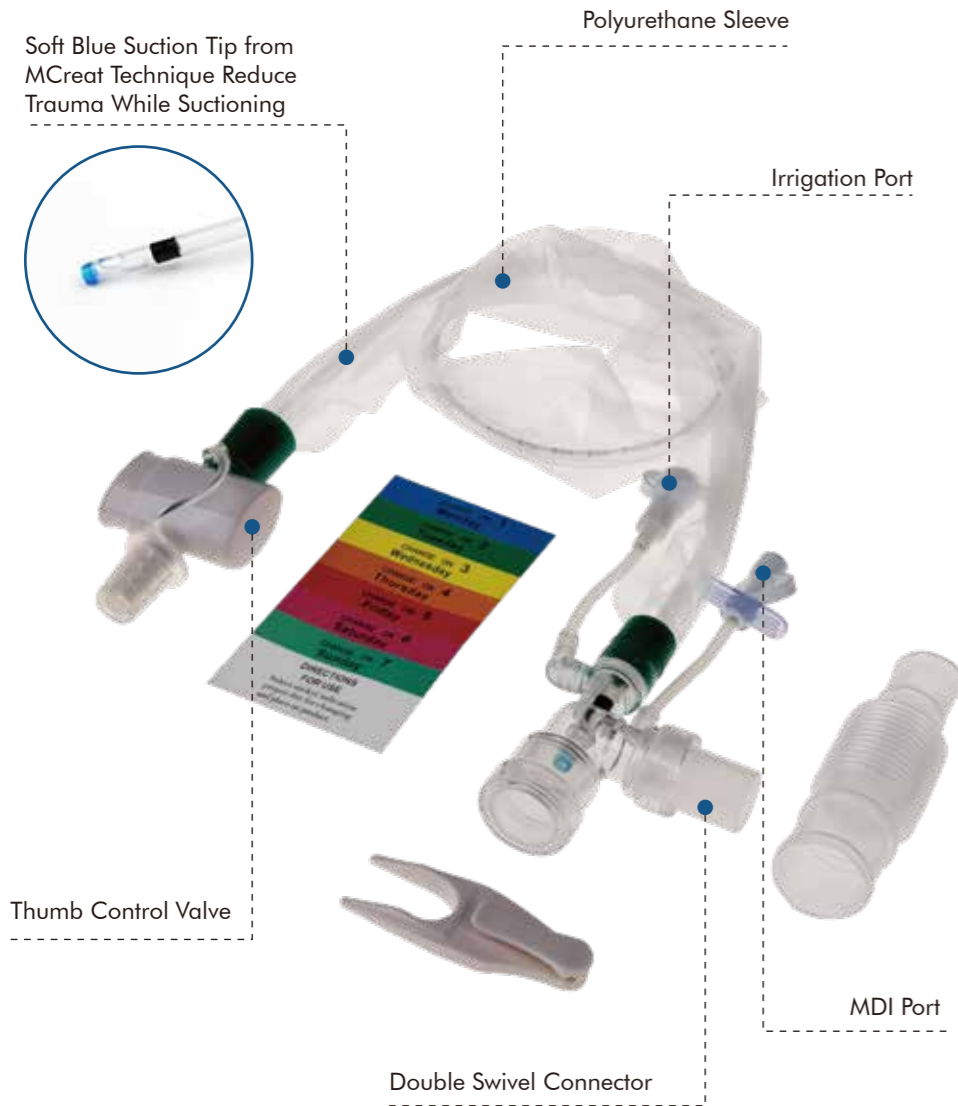
Closed Suction Catheter Y-Piece 24H



Product Code	Size	Colour Code	Tube OD (mm)	Length of Tube (mm)
MC-22400	Neonatal Tracheostomy /24H	Grey	5Fr (1.7mm)	300mm
MC-22401	Neonatal Tracheostomy /24H	Light Green	6Fr (1.95mm)	300mm
MC-22402	Pediatric Tracheostomy /24H	Ivory	7Fr (2.3mm)	300mm
MC-22403	Pediatric Tracheostomy /24H	Light Blue	8Fr (2.7mm)	300mm
MC-22404	Adult/24H/Tracheostomy	Black	10Fr (3.35mm)	300mm
MC-22405	Adult/24H/Tracheostomy	White	12Fr (4.05mm)	300mm
MC-22406	Adult/24H/Tracheostomy	Green	14Fr (4.75mm)	300mm
MC-22407	Adult/24H/Tracheostomy	Orange	16Fr (5.45mm)	300mm

- The Closed Suction Catheter is a suctioning device to remove secretions from patients receiving mechanical ventilation.
- Soft and smooth blue suction tip. This design reduces damage to mucous membranes.
- Allow the patients' breath-mechanical ventilation and suctioning simultaneously.
- Prevent cross infection. The PU protective sleeve can protect the caregivers from infection.
- Double swivel connectors reduce strain on ventilator tubing.
- Easy operation in suction process by being equipped with a wedge to disconnect and clip functions.
- Available for tracheostomy tubes. The suction catheters match tracheostomy tubes, of which different lengths are available. The catheters are marked with accurate depth to understand the proper catheter insertion in the tracheal.
- Color coded rings provide fast recognition.

Closed Suction Catheter Single Lumen 24H





- The Closed Suction Catheter is a suctioning device to remove secretions from patients receiving mechanical ventilation.
- Soft and smooth blue suction tip. This design reduces damage to mucous membranes.
- Allow the patients' breath-mechanical ventilation and suctioning simultaneously.
- Prevent cross infection. The PU protective sleeve can protect the caregivers from infection.
- Double swivel connectors reduce strain on ventilator tubing.
- Available for tracheostomy tubes. The suction catheters match tracheostomy tubes, of which different lengths are available. The catheters are marked with accurate depth to understand the proper catheter insertion in the tracheal.
- Color coded rings provide fast recognition.

Product Code	Size	Colour Code	Tube OD (mm)	Length of Tube (mm)
MC-02400	Neonatal/24H/Tracheostomy	Grey	5Fr (1.7mm)	300mm
MC-02401	Neonatal/24H/Tracheostomy	Light Green	6Fr (1.95mm)	300mm
MC-02402	Pediatric/24H/Tracheostomy	Ivory	7Fr (2.3mm)	300mm
MC-02403	Pediatric/24H/Tracheostomy	Light Blue	8Fr (2.7mm)	300mm
MC-02404	Adult/24H/Tracheostomy	Black	10Fr (3.35mm)	300mm
MC-02405	Adult/24H/Tracheostomy	White	12Fr (4.05mm)	300mm
MC-02406	Adult/24H/Tracheostomy	Green	14Fr (4.75mm)	300mm
MC-02407	Adult/24H/Tracheostomy	Orange	16Fr (5.45mm)	300mm
MC-02410	Neonatal/24H/Endotracheal	Grey	5Fr (1.7mm)	300mm
MC-02411	Neonatal/24H/Endotracheal	Light Green	6Fr (1.95mm)	300mm
MC-02412	Pediatric/24H/Endotracheal	Ivory	7Fr (2.3mm)	300mm
MC-02413	Pediatric/24H/Endotracheal	Light Blue	8Fr (2.7mm)	300mm
MC-02414	Adult/24H/Endotracheal	Black	10Fr (3.35mm)	600mm
MC-02415	Adult/24H/Endotracheal	White	12Fr (4.05mm)	600mm
MC-02416	Adult/24H/Endotracheal	Green	14Fr (4.75mm)	600mm
MC-02417	Adult/24H/Endotracheal	Orange	16Fr (5.45mm)	600mm




Closed Suction Catheter (T-piece) 24H



- With T-Piece, 15mm Swivel Adapter, 22mm corrugate Tube, and built in MDI Adapter, the Closed Suction Catheter (T-piece) are designed to safely suction the sputum of the patients on mechanical ventilation by removing secretions from the airway, while maintaining ventilation and oxygenation throughout the suctioning procedure.

Product Code	Size	Colour Code	Tube OD (mm)	Length of Tube (mm)
MC-02420	T-Piece Neonatal /24H/Tracheostomy	Grey	5Fr (1.7mm)	300mm
MC-02421	T-Piece Neonatal /24H/Tracheostomy	Light Green	6Fr (1.95mm)	300mm
MC-02422	T-Piece Pediatric /24H/Tracheostomy	Ivory	7Fr (2.3mm)	300mm
MC-02423	T-Piece Pediatric /24H/Tracheostomy	Light Blue	8Fr (2.7mm)	300mm
MC-02424	T-Piece Adult /24H/Tracheostomy	Black	10Fr (3.35mm)	300mm
MC-02425	T-Piece Adult /24H/Tracheostomy	White	12Fr (4.05mm)	300mm
MC-02426	T-Piece Adult /24H/Tracheostomy	Green	14Fr (4.75mm)	300mm
MC-02427	T-Piece Adult /24H/Tracheostomy	Orange	16Fr (5.45mm)	300mm
MC-02430	T-Piece Neonatal /24H/Endotracheal	Grey	5Fr (1.7mm)	300mm
MC-02431	T-Piece Neonatal /24H/Endotracheal	Light Green	6Fr (1.95mm)	300mm
MC-02432	T-Piece Pediatric /24H/Endotracheal	Ivory	7Fr (2.3mm)	300mm
MC-02433	T-Piece Pediatric /24H/Endotracheal	Light Blue	8Fr (2.7mm)	300mm
MC-02434	T-Piece Adult /24H/Endotracheal	Black	10Fr (3.35mm)	600mm
MC-02435	T-Piece Adult /24H/Endotracheal	White	12Fr (4.05mm)	600mm
MC-02436	T-Piece Adult /24H/Endotracheal	Green	14Fr (4.75mm)	600mm
MC-02437	T-Piece Adult /24H/Endotracheal	Orange	16Fr (5.45mm)	600mm

Closed Suction Catheter Child Type 24H



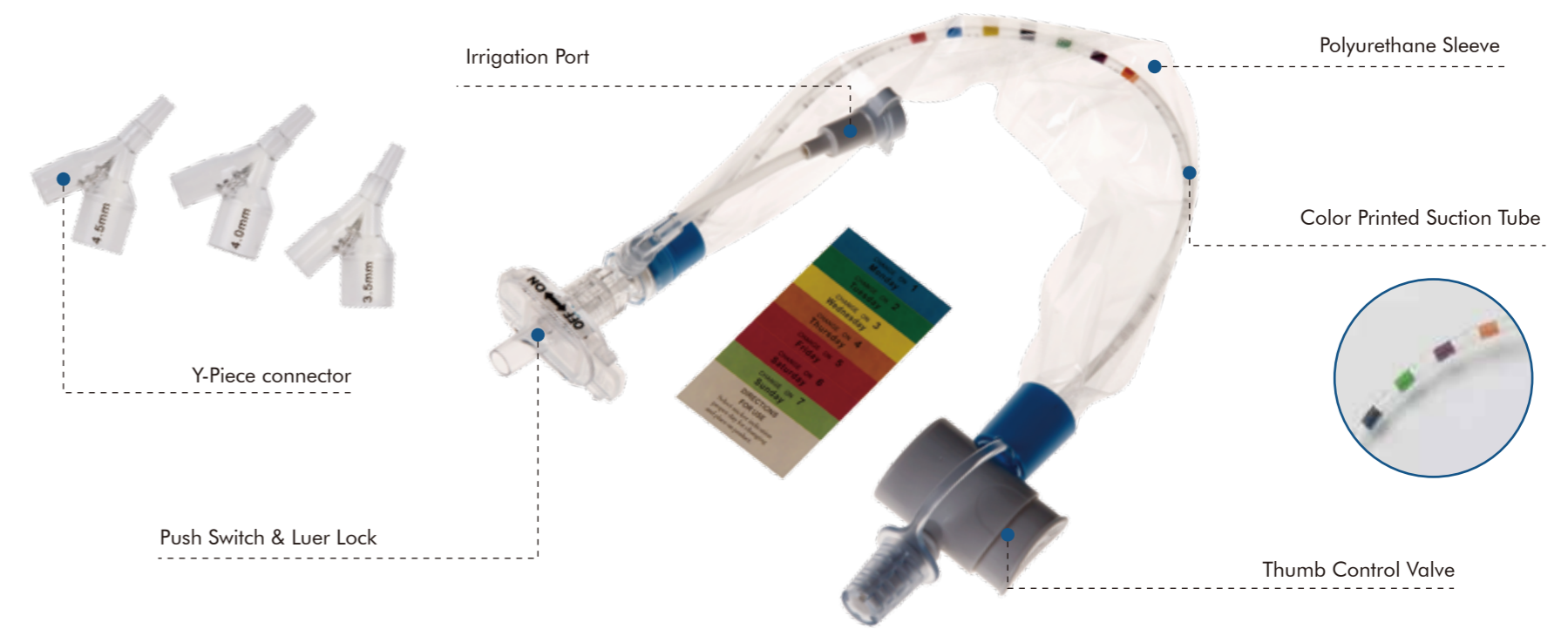
- The smart design of the Closed Suction Catheters allows the patients' breath-mechanical ventilation and suctioning simultaneously.
- Y connector type. ET "Y" neonatal and pediatric care adaptors are available for 5, 6, 7, 8, French sizes closed suction catheter.
- Prevent cross infection. The closed suction catheter are designed with protective sleeve to isolate the germs inside the patients and help caregivers avoid cross infection.
- Soft and smooth blue suction tip. This design reduces damage to mucous membranes.
- Irrigation port with non-return valve which prevents back flow leakage during washing and aerosolized secretion contamination.

○ Available for tracheostomy tubes. The suction catheters match different sizes of endotracheal tubes. The catheters are marked with accurate depth to understand the proper catheter insertion in the trachea.

Product Code	Size	Colour Code	Tube OD (mm)	Length of Tube (mm)
MC-02440	Neonatal/24H	Grey	5Fr (1.7mm)	300mm
MC-02441	Neonatal/24H	Light Green	6Fr (1.95mm)	300mm
MC-02442	Pediatric/24H	Ivory	7Fr (2.3mm)	300mm
MC-02443	Pediatric/24H	Light Blue	8Fr (2.7mm)	300mm
MC-02444	Pediatric & Child/24H	Black	10Fr (3.35mm)	400mm
MC-02445	Big Child/24H	White	12Fr (4.05mm)	400mm



Closed Suction Catheter Child Type 72H



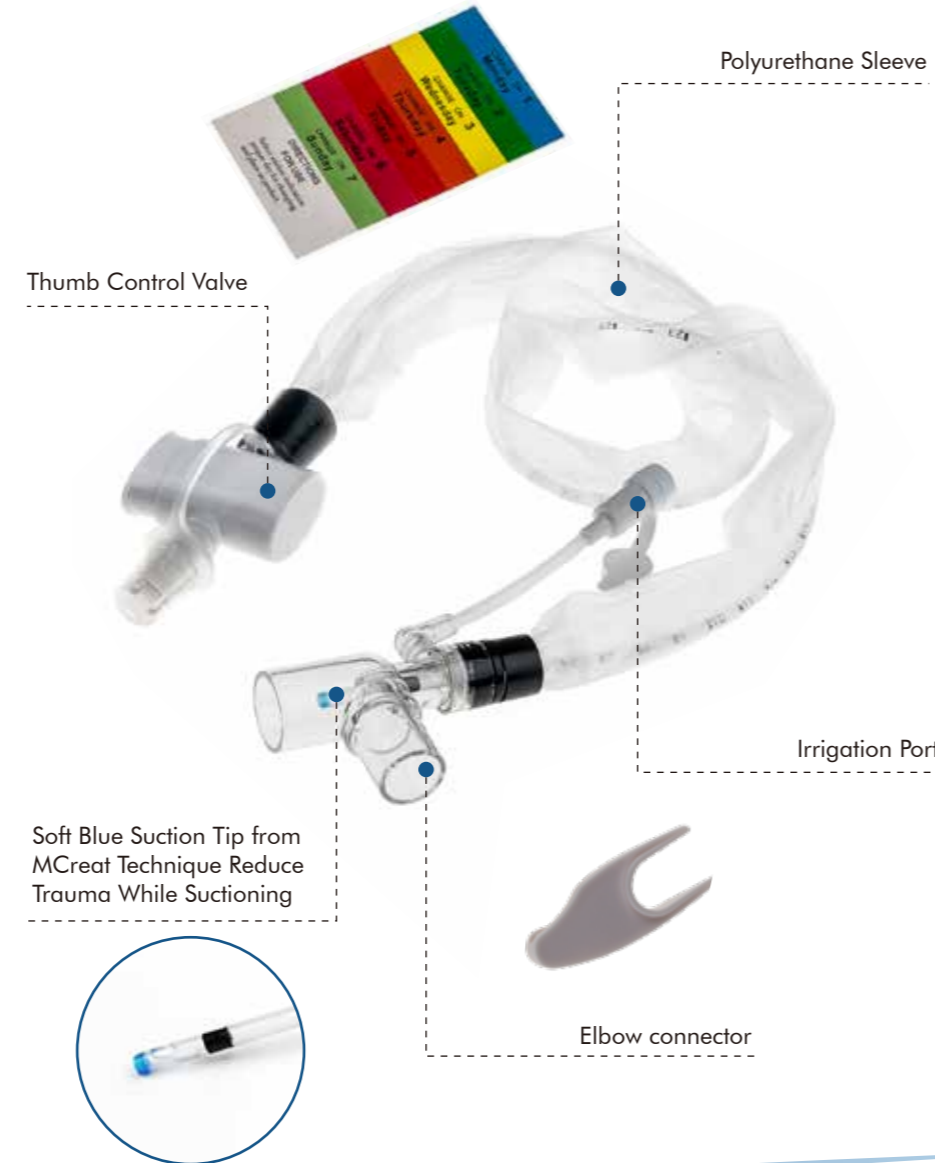
- The smart design of the Closed Suction Catheters allows the patients' breath-mechanical ventilation and suctioning simultaneously.
- Push switch and Luer lock. This design can keep breathing and isolate the turbulent cleaning chamber, and prevent spray back, which reduces the risk of VAP (ventilator-associated pneumonia) for ventilated patients.
- Prevent cross infection. The closed suction catheter are designed with protective sleeve to isolate the germs inside the patients and help caregivers avoid cross infection.
- Soft and smooth blue suction tip. This design reduces damage to mucous membranes.
- "Y" Adapter match different sizes of endotracheal tubes. The catheters are marked with accurate depth to understand the proper catheter insertion in the trachea.

- Available for tracheostomy tubes. The suction catheters match tracheostomy tubes, of which different lengths are available. The catheters are marked with accurate depth to understand the proper catheter insertion in the trachea.
- The design of push switch and Luer lock can reduce the risk of VAP for ventilated patients.
- "Y" Adapter sizes available, #2.5, 3.0, 3.5, 4.0, 4.5, 5.0, 5.5, 6.0

Product Code	Size	Colour Code	Tube OD (mm)	Length of Tube (mm)
MC-02446	Neonatal/72H	Grey	5Fr (1.7mm)	300mm
MC-02447	Neonatal/72H	Light Green	6Fr (1.95mm)	300mm
MC-02448	Pediatric/72H	Ivory	7Fr (2.3mm)	300mm
MC-02449	Pediatric/72H	Light Blue	8Fr (2.7mm)	300mm

Closed Suction Catheter Neonates/Paediatrics - Elbows

- The Closed Suction Catheter is a suctioning device to remove secretions from patients receiving mechanical ventilation.
- Soft and smooth blue suction tip. This design reduces damage to mucous membranes.
- Allow the patients' breath-mechanical ventilation and suctioning simultaneously.
- Prevent cross infection. The PU protective sleeve can protect the caregivers from infection.
- Available for tracheostomy tubes. The suction catheters match tracheostomy tubes, of which different lengths are available. The catheters are marked with accurate depth to understand the proper catheter insertion in the tracheal.
- Color coded rings provide fast recognition



Product Code	Size	Colour Code	Tube OD (mm)	Length of Tube (mm)
MC-24SL0	Simple Neonatal/24H/Tracheostomy	Grey	5Fr (1.7mm)	300mm
MC-24SL1	Simple Neonatal/24H/Tracheostomy	Light Green	6Fr (1.95mm)	300mm
MC-24SL2	Simple Pediatric/24H/Tracheostomy	Ivory	7Fr (2.3mm)	300mm
MC-24SL3	Simple Pediatric/24H/Tracheostomy	Light Blue	8Fr (2.7mm)	300mm
MC-24SL4	Simple Adult/24H/Tracheostomy	Black	10Fr (3.35mm)	300mm
MC-24SL5	Simple Adult/24H/Tracheostomy	White	12Fr (4.05mm)	300mm
MC-24SL6	Simple Adult/24H/Tracheostomy	Green	14Fr (4.75mm)	300mm
MC-24SL7	Simple Adult/24H/Tracheostomy	Orange	16Fr (5.45mm)	300mm
MC-24SE0	Simple Neonatal/24H/Endotracheal	Grey	5Fr (1.7mm)	300mm
MC-24SE1	Simple Neonatal/24H/Endotracheal	Light Green	6Fr (1.95mm)	300mm
MC-24SE2	Simple Pediatric/24H/Endotracheal	Ivory	7Fr (2.3mm)	300mm
MC-24SE3	Simple Pediatric/24H/Endotracheal	Light Blue	8Fr (2.7mm)	300mm
MC-24SE4	Simple Adult/24H/Endotracheal	Black	10Fr (3.35mm)	600mm
MC-24SE5	Simple Adult/24H/Endotracheal	White	12Fr (4.05mm)	600mm
MC-24SE6	Simple Adult/24H/Endotracheal	Green	14Fr (4.75mm)	600mm
MC-24SE7	Simple Adult/24H/Endotracheal	Orange	16Fr (5.45mm)	600mm



Video Products